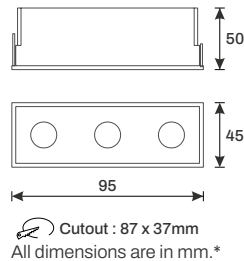



LYNQ 3X

Product & Installation Details



Product Details

System Wattage
8W

Lumen Output
750lm

Efficacy
93.75lm/W

CCT [K]
3000 | 4000 | 6500

Beam Angle
24° / 36°

Driver
700mA (7-12v)

General Specification

Product Preference

Environment
Indoor

Installation
Recessed Mounted

Construction & Materials

Housing
Die Cast Aluminium

Body Finish
Powder Coating - Black / White

Thermal Management

Heat Sink Material
Die Cast Aluminium

Cooling Technique
Passive Cooling

LED Technology

LED Life Time @L70/B10
>50000 Hrs.

Colour Rendering (CRI)
CRI80 as Standard

General Features

Operating Temperature
0°C-50°C

Ingress Protection (IP)
IP20

Electrical System

Driven With
Constant Current Driver

Input Voltage
220V-240V/50-60Hz

Driver
Non - Integrated

Controls

Standard
On / Off

Optional
Mains / Analog / Dali
Bluetooth

Optical System


Beam Direction
Non-Adjustable

Tilt
No

Swivel
No

Product Details:

Product Name	CCT	Beam Angle	Finish	Dimming Option
LYNQ - 8W	CW	24° / 36°	White / Black	BLE/DALI/ANALOG
	NW	24° / 36°	White / Black	BLE/DALI/ANALOG
	WW	24° / 36°	White / Black	BLE/DALI/ANALOG



*Parameters may differ due to CCT or Driver current variation.

